

GCoM Asia Project Coordination



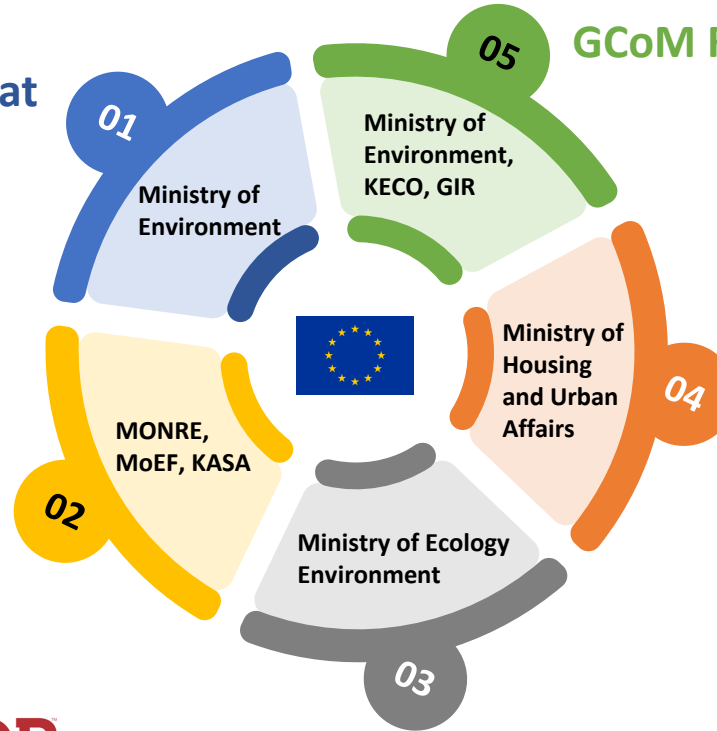
Covenant of Mayors
for Climate & Energy JAPAN
世界首長誓約 / 日本
GCoM Japan Secretariat



名古屋大学
Nagoya University



GCoM RoK Secretariat



GCoM South Asia Secretariat



GCoM Southeast Asia Secretariat



United Cities and Local Governments
Asia-Pacific



องค์การบริหารจัดการก๊าซเรือนกระจก (องค์การมหาชน)
Thailand Greenhouse Gas Management Organization
(Public Organization)



GCoM China Cooperation



GCoM ASIA Signatories

"284,127,460 MtCO2e or removing 60 Millions cars in 1 year"

REPORTING STATUS



Funded by the European Union



GLOBAL COVENANT of MAYORS for CLIMATE & ENERGY




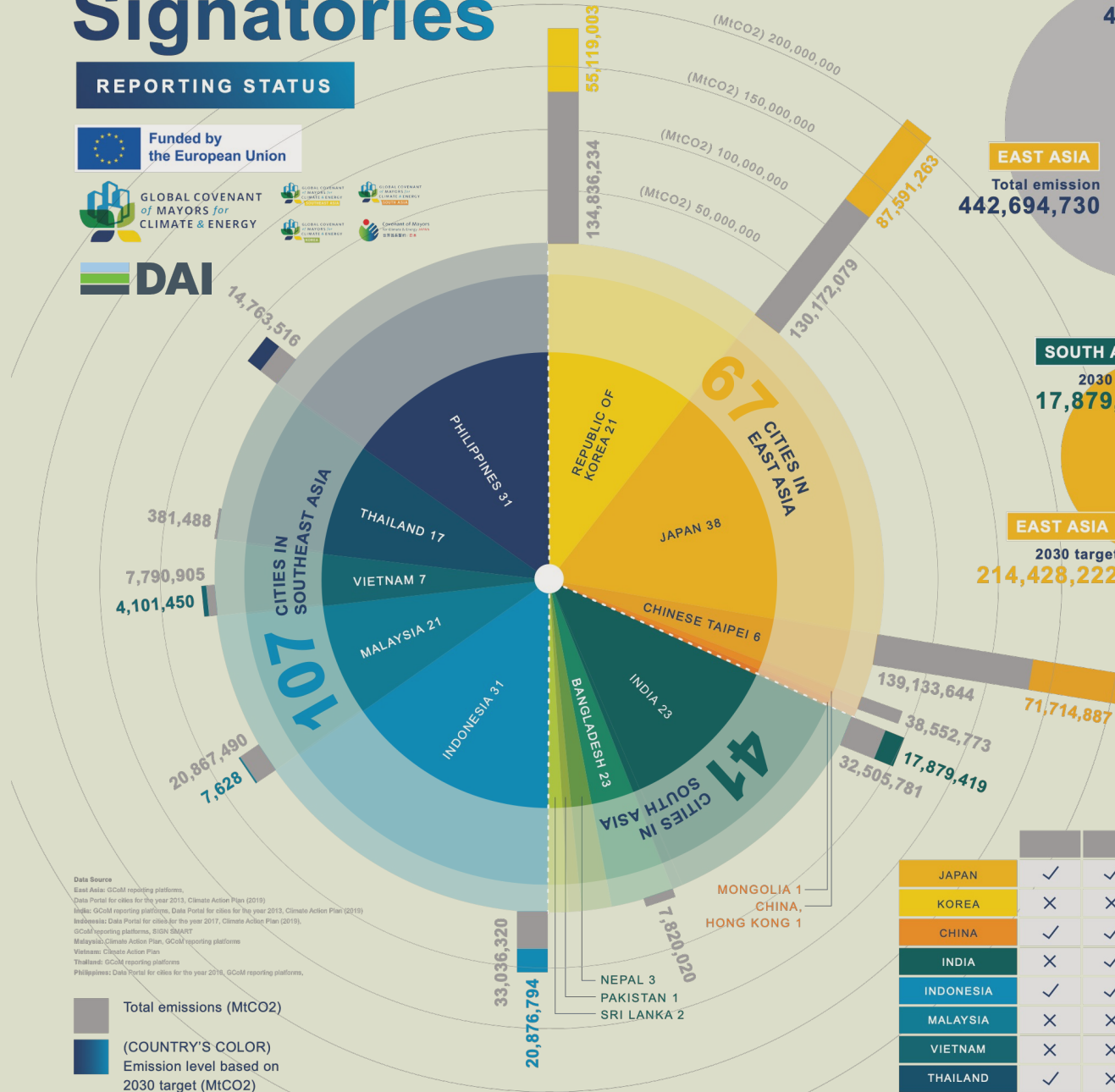
GLOBAL COVENANT of MAYORS for CLIMATE & ENERGY



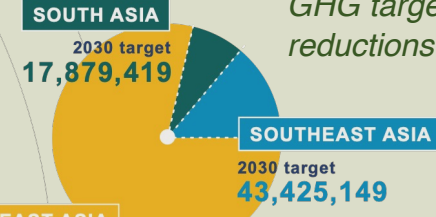
GLOBAL COVENANT of MAYORS for CLIMATE & ENERGY



DAI

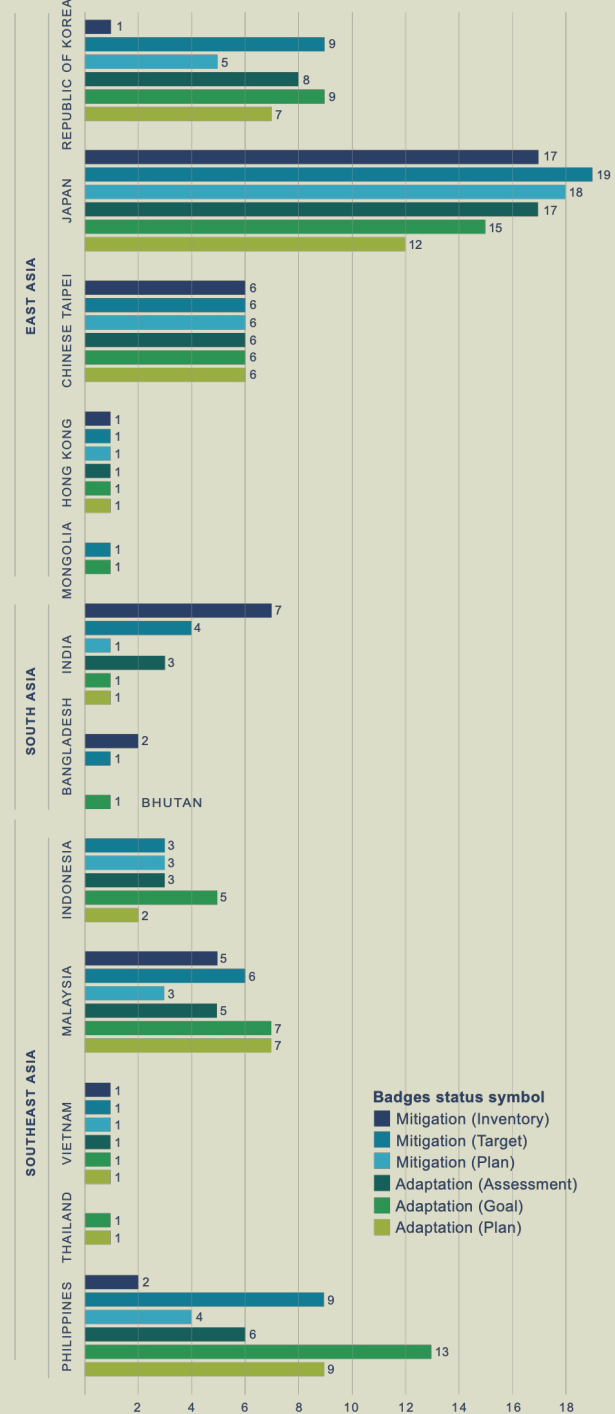


49%
average GHG target reductions



BASELINE ASIAN CITIES' CLIMATE STRUCTURE

			Cities' Reporting	Reporting Platform
JAPAN	✓	✓	Mandatory	MyCovenant Japan and CIRIS-CRVA
KOREA	✗	✗	Mandatory at cities level starting 2022	—
CHINA	✓	✓	—	—
INDIA	✗	✓	Mandatory at state level	CSCAF
INDONESIA	✓	✓	Mandatory at cities & province levels	SIGN SMART AND AKSARA
MALAYSIA	✗	✗	—	—
VIETNAM	✗	✗	—	—
THAILAND	✓	✗	Mandatory at province levels	TGO GHG inventory report



Data Source
East Asia: GCoM reporting platforms.
Data Portal for cities for the year 2019, Climate Action Plan (2019)
India: GCoM reporting platforms, Data Portal for cities for the year 2019, Climate Action Plan (2019)
Indonesia: Data Portal for cities for the year 2017, Climate Action Plan (2019), GCoM reporting platforms, SIGN SMART
Malaysia: Climate Action Plan, GCoM reporting platforms
Vietnam: Climate Action Plan
Thailand: GCoM reporting platforms
Philippines: Data Portal for cities for the year 2018, GCoM reporting platforms.

Total emissions (MtCO2)

(COUNTRY'S COLOR)
Emission level based on 2030 target (MtCO2)